

Rainforest Diorama Mini-book



The idea for this book comes from [this tunnel book PDF](#) from the San Diego Museum of Art. It may be helpful to look at those directions for this project.

It is best done all in cardstock. Dotted lines indicate folds.

Cut out L & R sides onto green cardstock (or if you have no green cardstock, color the **non-printed** side of both pieces green so that the interior of your tunnel is green). Fold on the dotted lines, accordion style. Affix one cover to each side on the marked tabs.

Color and cut out the back (snake). Add embellishments as desired. Glue both sides to the back.

Color and cut out the toucan, bushbaby, and leaves. Cut them on the solid lines and then closely around the animal's outline. Glue them onto the accordion folds so they extend into the middle and overlap each other. Experiment with placement to achieve the best effect. If things are placed too close to the top, they may not be visible through the viewer. Add your own animals and plants as desired.



The 3D diorama

The viewer is the last piece. It goes on top of the cover tabs.

Decorate the covers with text or more images.

For best results, attach the diorama book to the lapbook base (or tape it to the table). Holding the covers, pull the book toward your face and look through the viewer to see a 3D rainforest scene!

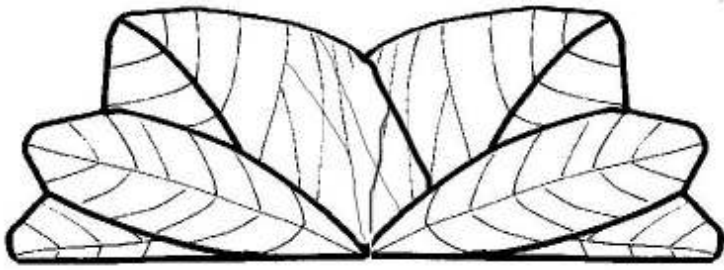
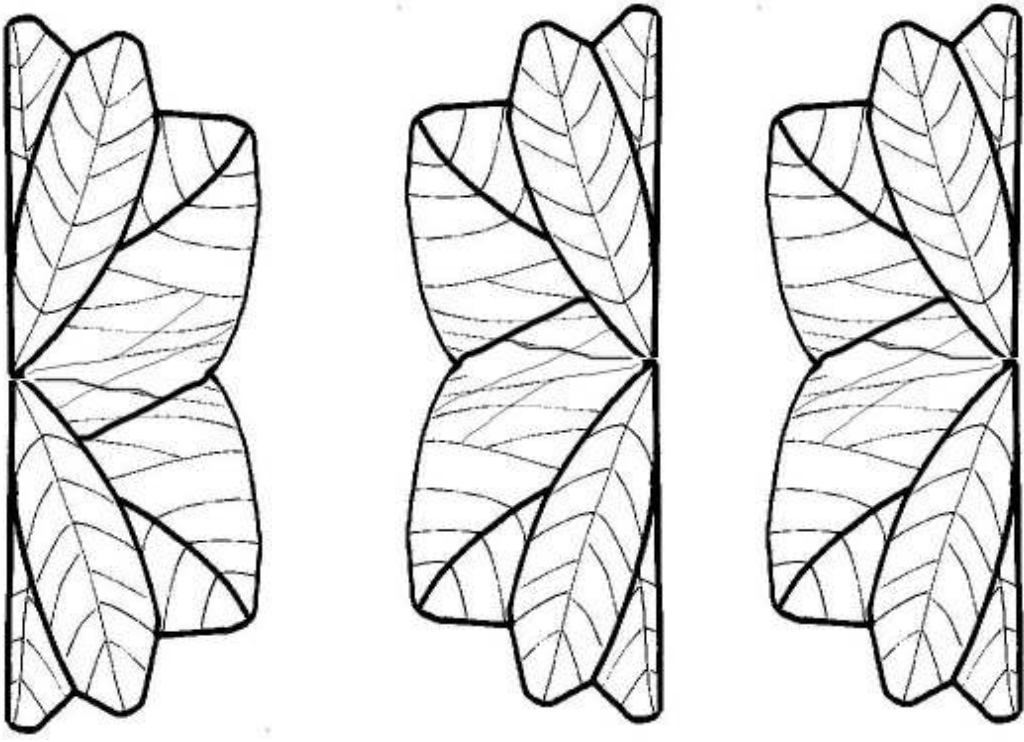

Image credits:

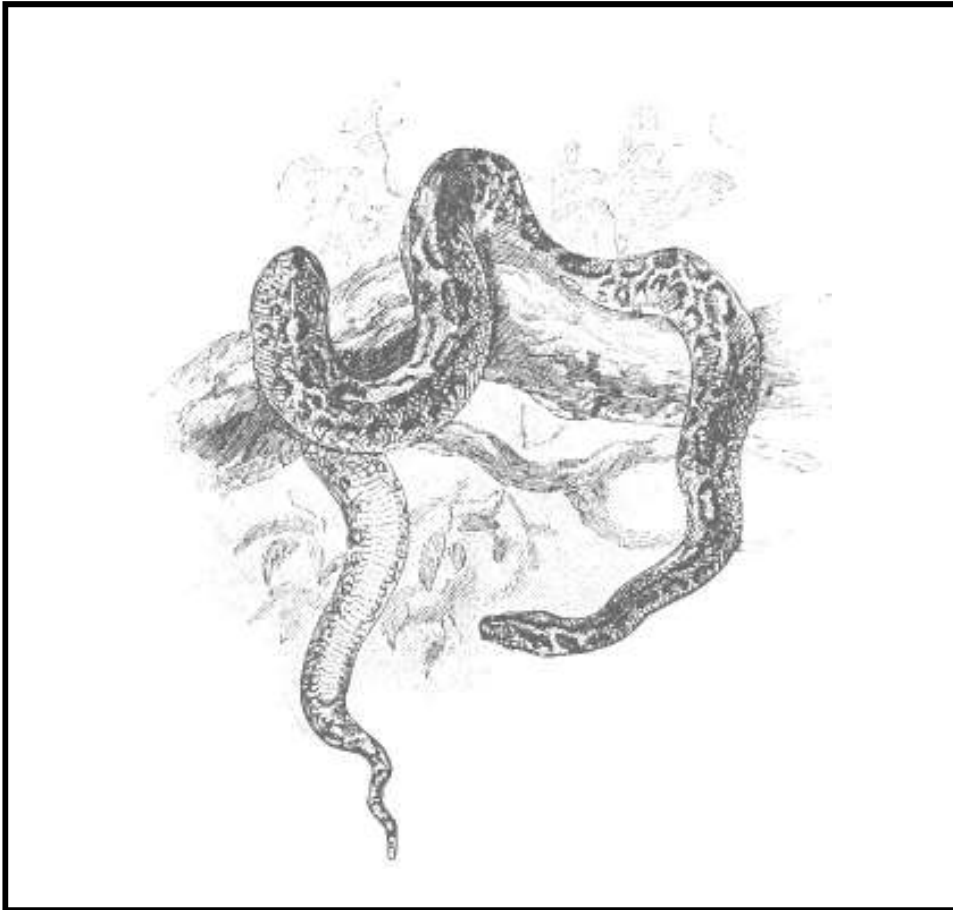
Toucan and snake are from etc.usf.edu.

Bushbaby is used with permission from Larry Merrill of monkeyinfinity.com.




Arial view of the book.





These pieces are each 5" x 4.75" if you prefer to cut your own rather than printing.




These pieces are each 6" x 4.75" if you prefer to cut your own rather than printing.


This is one cover. Affix this tab to the tab on the accordion side.

This is the other cover. Affix this tab to the tab on the other accordion side.

Instead of printing pages 5 & 6, you can cut 2 pieces of green cardstock 10" by 4.75". Then fold every one inch.

right side accordion





left side accordion