





1. Cut around the entire rectangle.
2. Fold on the dotted line.
3. Cut on the solid line between the seasons.
4. Draw in how the trees would look for each season.
5. On the inside, write about each season.

	 <p>Autumn</p>
	 <p>Summer</p>
	 <p>Spring</p>
	 <p>Winter</p>